



EIOPA XBRL taxonomy architecture for Solvency II reporting

LAST UPDATE 28/09/2015

Contents

- I Abstract..... 4**
- II Introduction 4**
- III Relation to the data model 5**
- IV Relation to XBRL specifications 6**
- V Publication and distribution..... 7**
- VI Supporting concepts..... 8**
 - VI.1 Model supporting schema and other technical files 8*
 - VI.2 Public elements..... 9*
 - VI.2.1 Standard labels 9
 - VI.2.2 Specific labels10
- VII Logical taxonomy architecture..... 11**
 - VII.1 Owners.....11*
 - VII.2 Dictionary layer13*
 - VII.2.1 Core concepts13
 - VII.2.2 Metrics15
 - VII.2.3 Domains18
 - VII.2.4 Explicit domain members and their relationships.....19
 - VII.2.5 Typed domain values.....22
 - VII.2.6 Dimensions23
 - VII.3 Information requirements layer.....24*
 - VII.3.1 Frameworks24
 - VII.3.2 Taxonomies25
 - VII.3.3 Tables27
 - VII.3.4 Modules.....30
 - VII.3.5 Filing indicators32
 - VII.3.6 Validations35
- VIII Comments and processing instructions..... 43**
- IX Mapping between MD and HD properties 43**

X	First and second level reporting (sub-setting).....	44
	Annex. EIOPA Solvency II XBRL Taxonomy: Owners, Folders, Files, Namespaces and Prefixes	45

I Abstract

This document describes and explains the architecture of the XBRL (eXtensible Business Reporting Language) taxonomy for second level supervisory reporting developed by the European Insurance and Occupational Pensions Authority [EIOPA].

The aim of this document is to explain the semantics and syntax used to express the information requirements of the Data Point Model [DPM] in the XBRL format and present the structure and modularisation of the XBRL taxonomy as well as the manner of its publication and distribution.

II Introduction

This document describes the architectural approach applied in the EIOPA Solvency II reporting XBRL taxonomy.

The expected audience of this document are software developers working directly or indirectly for national competent authorities [NCAs] that will be required to pass supervisory data to EIOPA using this taxonomy. Additionally, given the possibility of this taxonomy forming, to some degree, the basis for reporting from undertakings to some NCAs, it will also be of interest more widely to firms and vendors of software involved in the regulatory reporting process (in particular developers of tools and applications that produce or consume XBRL instance documents following this taxonomy).

Comprehension of the XBRL 2.1 Specification and various other XBRL specifications¹ such as XBRL Dimensions 1.0, XBRL Formula 1.0, Generic Link 1.0, Table Linkbase 1.0 and Extensible Enumerations 1.0 is required to understand the content of this document.

For modelling of data (in terms of methodology and format) as well as physical representation in XBRL syntax, the EIOPA followed the approaches applied for various deliverables of the Eurofiling project². In particular, the EIOPA applied the Data Point

¹ <http://specifications.xbrl.org/specifications.html>

² Eurofiling is an open joint initiative in collaboration with the EBA, EIOPA and XBRL Europe, as well as stakeholders like central and commercial banks, supervisors over

Modelling methodology and the Data Point Model format to the description of the exchanged data³.

The mapping of this DPM to an XBRL taxonomy follows the general architectural approach of the Preparatory Phase Solvency II taxonomies published on the EIOPA website⁴, an approach shared also with the EBA taxonomies⁵ and similar solutions developed by various NCAs.

III Relation to the data model

Prior to the development of an XBRL taxonomy (which is a technical format used for data exchange), information requirements need to be identified by specifying reportable pieces of information. This is usually done in the form of data models which aim to organize the information for communication purposes (e.g. between business and IT experts, or between various groups of business experts).

In case of Solvency II reporting, the inputs for creation of the data model are the Implementing Technical Standards [ITS] and Guidelines⁶, consisting of the main provisions covering the information requirements - the templates, i.e. tabular representation of information requirements, the instructions associated with these templates (LOG), and the related validation formulae.

banking systems, data exchange solutions providers and others). Deliverables of the Eurofiling project can be found on <http://www.eurofiling.info>.

³ Description of the DPM meta model as well as EIOPA DPM can be found in accompanying file EIOPA DPM Description.pdf

⁴ <https://eiopa.europa.eu/regulation-supervision/insurance/reporting-format>

⁵ <http://www.eba.europa.eu/regulation-and-policy/supervisory-reporting/implementing-technical-standard-on-supervisory-reporting-data-point-model->

⁶ [https://eiopa.europa.eu/Pages/Consultations/Public-consultation-on-the-Set-2-of-the-Solvency-II-Implementing-Technical-Standards-\(ITS\)-and-Guidelines.aspx](https://eiopa.europa.eu/Pages/Consultations/Public-consultation-on-the-Set-2-of-the-Solvency-II-Implementing-Technical-Standards-(ITS)-and-Guidelines.aspx)

These templates, provisions, instructions and underlying regulations are analysed according to the DPM methodology in order to create a DPM model.

The EIOPA Solvency II DPM consists primarily of three Microsoft Excel workbooks:

- Dictionary – defining properties (and their classifications/breakdowns) that can be used to describe each exchanged piece of information,
- Annotate templates – tables where each row/column/sheet is associated with a property or a set of properties defined in the dictionary,
- Validations – a list of quality checks to be performed on data, defined in the form centric manner (i.e. based on templates' row/column/sheet codes).

The XBRL taxonomy is created by automated translation of the DPM Microsoft Excel files into XBRL syntax. This process involves parsing of information from the Microsoft Excel files (basing on their structure, named ranges and cell styles defined) into the DPM database that defines a set of reportable cells (data points) in tables by specifying all of the properties (according to the content of the dictionary, also included in this database) required to convey their full meaning. XBRL taxonomy syntax is subsequently created based on rules defined in this document from the structured format of the DPM database.

IV Relation to XBRL specifications

EIOPA taxonomies are compliant with the XBRL 2.1 specification as of December 31, 2003 with Errata Corrections up to February 20, 2013, and the Dimensions 1.0 specification as of September 18, 2006 with errata corrections up to January 25, 2012.

The business rules layer in the form of linkbase files is defined according to the XBRL Formula specification 1.0 (2009 – 2013) and supporting specifications (Registry – 2009-2011, Generic Links – June 22, 2009). Assertion test may use also XPath/XQuery and XBRL Functions.

Rendering of tables is created according to the Table Linkbase 1.0 specification from March 18, 2014.

For enumerated metrics' dropdowns, the taxonomy utilizes the Extensible Enumerations 1.0 specification from October 29, 2014.

For clarity of this document, XBRL technical constructs referenced in various sections are identified by their qualified names [QNames]. Prefixes applied in these

QNames to abbreviate the namespaces follow the canonical namespace prefixes as presented in *Table 1*.

Table 1. Prefixes and namespaces of the XBRL technical files referenced in this document.

Prefix	Namespace
df	http://xbrl.org/2008/filter/dimension
enum	http://xbrl.org/2014/extensible-enumerations
gen	http://xbrl.org/2008/generic
iso4217	http://www.xbrl.org/2003/iso4217
label	http://xbrl.org/2008/label
link	http://www.xbrl.org/2003/linkbase
nonnum	http://www.xbrl.org/dtr/type/non-numeric
num	http://www.xbrl.org/dtr/type/numeric
table	http://xbrl.org/2014/table
variable	http://xbrl.org/2008/variable
xbrldi	http://xbrl.org/2006/xbrldi
xbrldt	http://xbrl.org/2005/xbrldt
xbrli	http://www.xbrl.org/2003/instance
xlink	http://www.w3.org/1999/xlink
xs	http://www.w3.org/2001/XMLSchema
xfi	http://www.xbrl.org/2008/function/instance
xff	http://www.xbrl.org/2010/function/formula

V Publication and distribution

For convenience of reviewers, the taxonomy is distributed as a package according to the Taxonomy Packages 1.0 Public Working Draft as of January 14, 2015. This allows users to quickly identify relevant entry points and enables software to automatically configure the necessary remappings.

The latter relate also to technical files defined by various XBRL specifications and registries as well as shared files defined by the Eurofiling project. They are placed in the folders *www.xbrl.org* and *www.eurofiling.info* of the taxonomy package respectively. The inclusion of these files simplifies the use of the supplied taxonomy offline if required (please note that the EIOPA Solvency II taxonomy files reference these files in their official locations). *Figure 1* presents the folders structure of the taxonomy package.




Figure 1. Folders of the taxonomy package.

In a production environment, by normal XBRL convention, these files would likely not be used, and arrangements should be made to utilise, at least notionally, the official copies of the files from their official locations.

VI Supporting concepts

This chapter describes some concepts to facilitate the definition of the mapping rules between the Data Point Model and XBRL taxonomies.

VI.1 Model supporting schema and other technical files

The XBRL representation of the model makes use of some schema definitions in the namespace <http://www.eurofiling.info/xbrl/ext/model>. The official location of this schema file is <http://www.eurofiling.info/eu/fr/xbrl/ext/model.xsd>. Throughout this document, the prefix *model* will be used to refer to this schema namespace (see *Table 2*).

EIOPA extends the Eurofiling model schema with a few additional concepts hosted in <http://eiopa.europa.eu/xbrl/ext/model> namespace (official location <http://eiopa.europa.eu/eu/xbrl/ext/model.xsd>). These are for example definitions of dimensional constructs and linkbase placeholders to increase validation of reports for superfluous, unwanted content (in particular to prevent default use of metrics (i.e. when not explicitly allowed) and block scenario and segment for filing indicators) and custom roles applied in the Solvency II XBRL taxonomy (e.g. *key-column-type* – see *VI.2.2*).

Apart from *model.xsd* schema, <http://www.eurofiling.info/xbrl/ext> folder includes also other technical files explained in the next sections of this document. One of these files is *filing-indicators.xsd* schema (see *VII.3.5*) which is further extended by EIOPA in <http://eiopa.europa.eu/eu/xbrl/ext/> folder (files *filing-indicators.xsd*, *filing-indicators-def.xml*, *filing-indicators-check.xml*, *filing-indicators-check-err-en.xml* and *filing-indicators-check-lab-en.xml*) where filing indicators are assigned with an empty hypercube to block the use of *xbrli:segment* and *xbrli:scenario* in the context they refer

to and assertions ensuring that filing indicators are declared in the report and they are used in the required tuple structure.

Another construct defined in <http://www.eurofiling.info/xbml/ext> folder is a pivot variable declared in *pivot-variable.xml* that

A set of applied XBRL custom functions' definitions (for example <http://www.eurofiling.info/eu/fr/xbml/func/interval-arithmetics.xml>) is referenced by <http://www.eurofiling.info/eu/fr/xbml/func/func.xsd>. XBRL Formula assertions may also use constructs defined in linkbases placed in <http://www.eurofiling.info/xbml/val> folder.

Table 2. Prefixes and namespaces of the model supporting schema and other technical files used in this document.

Prefix	Namespace
model	http://www.eurofiling.info/xbml/ext/model
eiopa_model	http://eiopa.europa.eu/xbml/ext/model
find	http://www.eurofiling.info/xbml/ext/filing-indicators
iaf	http://www.eurofiling.info/xbml/functions/interval-arithmetics
pvar	http://www.eurofiling.info/xbml/ext/pivot-variable

Schema and linkbase files described in this section are imported or referred from various EIOPA Solvency II XBRL taxonomy files.

VI.2 Public elements

Public elements are all concepts of the model that are identified by a code in a certain scope and may include some additional information such as readable labels, definitions and legal references in different languages.

Declarations of public elements may include also attributes supporting management of the model. These are *model:creationDate* that reflects the date when element was defined and *model:modificationDate* with the date when it was last modified (following the values assigned to these properties in the DPM dictionary)

VI.2.1 Standard labels

Language specific information of public elements is represented using the following label resources:

- XBRL 2.1 labels (*link:label*) for *xbri:items* (or derived) public elements,
- generic labels (*label:label*) for public elements represented as XLink resources or other construct (e.g. *link:roleTypes*).

In general the default (standard) role (<http://www.xbrl.org/2003/role/link>) is used for the extended links containing the label resources however some specific labels may be assigned also in different extended link roles (e.g. domain member labels specific to hierarchies as explained in *VII.2.4 Explicit domain members and their relationships*).

The role types used as roles for generic and standard label resources are presented in *Table 3*.

Table 3. Role types used as roles for generic and standard label resources.

Property	Generic label role	Standard label role
Standard name	http://www.xbrl.org/2008/role/label	http://www.xbrl.org/2003/role/label
Definition	http://www.xbrl.org/2008/role/verboseLabel	http://www.xbrl.org/2003/role/verboseLabel
Legal references ⁷	http://www.xbrl.org/2008/role/documentation	http://www.xbrl.org/2003/role/documentation

The labels for the concepts of a schema or a linkbase file are placed in a separate label linkbase file for each distinct language, located in the same folder as its corresponding schema or linkbase file. The naming convention for these label linkbase files is: *{base file name}-lab-{lang}.xml* where *{base file name}* is the name of the schema or linkbase file where the concept is defined (without extension) and the *{lang}* component is the ISO 639-1 code of the language (lowercase). The primary language for the EIOPA Solvency II XBRL taxonomy is English (ISO 639-1 code "en").

VI.2.2 Specific labels

In addition, some concepts may contain a special linkbase to represent specific labels needed for different purposes (e.g. codes to be use as filing indicators' values). The names of these linkbase files are constructed as follows: *{base file name}-lab-{lang}-codes.xml* or *{base file name}-lab-codes.xml*

The labels for these codes are represented as resources with a custom role. In particular, the role defined in the Eurofiling *model.xsd* schema for resources representing

⁷ Current references are described in plain English; as a consequence, labels are a better solution than reference linkbases. In the future, a structured approach for legal references could be undertaken.

codes for filing indicators is <http://www.eurofiling.info/xbrl/role/filing-indicator-code> while the role for resources representing the table row/column/sheet codes is <http://www.eurofiling.info/xbrl/role/rc-code>.

There is also specific label role defined in EIOPA *model.xsd* schema which is <http://eiopa.europa.eu/eu/xbrl/role/key-column-type> role and serves the purpose of providing hints of the type of key columns in open tables (following the description in the DPM Annotated Templates).

Extensions might use the same mechanism to add their own application specific codifications using different roles.

VII Logical taxonomy architecture

This section describes in detail the components and content of the taxonomy. The diagram provided in *Annex. EIOPA Solvency II XBRL Taxonomy: Owners, Folders, Files, Namespaces and Prefixes* may be helpful for the comprehension of this section.

VII.1 Owners

The owner represents a location and a namespace in which a set of related concepts are defined. The owner is closely related to the idea of extensibility in XBRL. The main properties of the owner are:

- namespace (*{ons}*),
- prefix (*{opre}*), and
- official location (*{oloc}*).

The owner's namespace is a URI used to define the namespace used by the concepts.

The prefix is used as the basis to establish namespace prefixes in taxonomy files and for some short representations of the concepts by QNames using shorter prefixes (instead of long namespaces) plus the local name⁸.

⁸ Technically namespace prefixes defined in XBRL taxonomies do not impose any constraints on the XBRL instance document and are local to XML documents and XML elements, thus, consumers of XBRL taxonomy or reports should not presume any particular use of prefixes and consumption of XML documents must be based on

Official location is a URL used to specify the location where taxonomy files associated with that owner are to be published. Different owners must have different official locations, even if owners have identical internet domains. The official location of the taxonomy is built from the internet domain of the institution plus a component representing the geographical area covered by the institution (e.g. *eu* in case of the EIOPA concepts) followed by the identification of the type of standard used to express information requirements (e.g. *xbml*).

Examples of owner namespaces and locations are presented in *Table 4*.

Table 4. Examples of owner namespaces and locations.

Owner	Namespace	Official location
Eurofiling	http://www.eurofiling.info/xbml	http://www.eurofiling.info/eu/fr/xbml
EIOPA	http://eiopa.europa.eu/xbml	http://eiopa.europa.eu/eu/xbml/
NCA's extension	http://www.nca.gov/xbml	http://www.nca.gov/{country code}/xbml

In addition to the above EIOPA utilizes the notion of owners to express the groups of concepts defined in the model. According to the underlying DPM, EIOPA Solvency II model is defined in two versions: highly dimensional (HD) and moderately dimensional (MD). In general the difference between the two is definition of metrics that in the HD version represent very basic data types while in the MD version include additionally some dimensional information. Other dimensional properties are shared (reused in both versions). In order to resemble this situation on the technical level, EIOPA defines three owners:

- Solvency 2 common (s2c),
- Solvency 2 highly dimensional (s2hd),
- Solvency 2 moderately dimensional (s2md).

Solvency 2 common items (s2c) are all dimensions, domains and members defined in the DPM dictionary.

s2hd and s2md define DPM dictionary metrics for each version and may resemble information requirements in form of frameworks (see the next section of this document: *VII.3 Information requirements layer*). It is important to note that the **Solvency II**

namespaces. Nevertheless the Filing Rules for reporting may impose particular requirements for use of the canonical namespace prefixes in the filings.

information requirements are defined in the XBRL taxonomy only in the MD approach.

Table 5 contains owners (location, namespace and prefixes) used in the Solvency II taxonomy.

Table 5. EIOPA Solvency II taxonomy owners, namespaces and prefixes.

Owner official location	Owner namespace	Owner prefix
http://eiopa.europa.eu/eu/xbrl/s2c	http://eiopa.europa.eu/xbrl/s2c	s2c
http://eiopa.europa.eu/eu/xbrl/s2hd	http://eiopa.europa.eu/xbrl/s2hd	s2hd
http://eiopa.europa.eu/eu/xbrl/s2md	http://eiopa.europa.eu/xbrl/s2md	s2md

VII.2 Dictionary layer

Dictionary layer contains the definition of business properties identified in the DPM Dictionary. The properties can subsequently be used in identification of currently requested information requirements.

VII.2.1 Core concepts

The core concepts of the dictionary are metrics, dimensions, domains, domain members and hierarchies. All of these concepts are public elements (see VI.2 *Public elements*).

To cope with management of the dictionary, all core concepts include two optional attributes that establish the currency period: the starting date of the period interval (*model:fromDate* attribute) and the end date (*model:toDate* attribute). If the *model:fromDate* attribute is not included, then the concept is assumed to be valid for any period prior to the *model:toDate* attribute. If the *model:toDate* attribute is not included, then the concept is assumed to be valid for any period after the *model:fromDate* attribute. If neither *model:fromDate* nor *model:toDate* attributes are included, then the concept is assumed to be current for any period of time. These attributes do not have any impact on the reporting process itself - they are meant to support the management of the concepts of the dictionary.

The core concepts are never deleted⁹. As a result the dictionary will grow in time as the new concepts are added and the obsolete are disabled using the attribute defined in the previous paragraph.

All files in the dictionary of concepts are placed under the folder *dict* in the official location *{oloc}* of its owner (see *Annex. EIOPA Solvency II XBRL Taxonomy: Owners, Folders, Files, Namespaces and Prefixes*). Its namespace is obtained by adding a suffix that depends on the type of element to the namespace of the owner *{ons}*. The prefix to represent that namespace is obtained by adding a predefined suffix to the prefix of its owner *{opre}* (as presented in *Table 6*) where *{oloc}*, *{ons}* and *{opre}* are defined as in VII.1 Owners, and *{dc}*/*{DC}* is the code of a domain in lower and upper case respectively.

Table 6. Pattern for location, target namespace and its canonical prefix for dictionary concepts.

Dictionary concept	Official location	Target namespace	Namespace prefix
Metrics	{oloc}/dict/met/met.xsd	{ons}/dict/met	{opre}_met
Dimensions	{oloc}/dict/dim/dim.xsd	{ons}/dict/dim	{opre}_dim
Explicit domains	{oloc}/dict/dom/exp.xsd	{ons}/dict/exp	{opre}_exp
Typed domains	{oloc}/dict/dom/typ.xsd	{ons}/dict/typ	{opre}_typ
Explicit domain members	{oloc}/dict/dom/{dc}/mem.xsd	{ons}/dict/dom/{DC}	{opre}_{DC}

Examples of location, target namespace and its prefix for dictionary concepts are presented in *Table 7*.

⁹ However, concepts that are used in production reporting may be deleted.

Table 7. Examples of location, target namespace and its prefix for dictionary concepts.

Dictionary concept	Prefix	Target namespace	Official location
Solvency II common dimensions	s2c_dim	http://eiopa.europa.eu/xbrl/s2c/dict/dim	http://eiopa.europa.eu/eu/xbrl/s2c/dict/dim/dim.xsd
Solvency II common explicit domains	s2c_exp	http://eiopa.europa.eu/xbrl/s2c/dict/exp	http://eiopa.europa.eu/eu/xbrl/s2c/dict/dom/exp.xsd
Solvency II common typed domains	s2c_typ	http://eiopa.europa.eu/xbrl/s2c/dict/typ	http://eiopa.europa.eu/eu/xbrl/s2c/dict/dom/typ.xsd
Solvency II common explicit domain members example (domain CG)	s2c_CG	http://eiopa.europa.eu/xbrl/s2c/dict/dom/CG	http://eiopa.europa.eu/eu/xbrl/s2c/dict/dom/cg/mem.xsd
Solvency II MD version metrics	s2md_met	http://eiopa.europa.eu/xbrl/s2md/dict/met	http://eiopa.europa.eu/eu/xbrl/s2md/dict/met/met.xsd

VII.2.2 Metrics

In general, metrics define the nature of the measure to be performed by doing the following:

- indicating the data type, i.e. expected type of value that should be reported for a data point,
- determining the period type, i.e. whether a fact corresponding to a data point is reported for a single date (instant) or period of time (duration),
- expressing certain semantics.

There is a different treatment of metrics between HD and MD (for more information, see associated *EIOPA DPM for Solvency II reporting* documentation and section *IX Mapping between MD and HD properties*). Neither version applies period type differentiation of metrics - in both versions, period type is set to instant¹⁰ (in some cases the duration of a data point may be expressed using certain dimensional properties).

Technically, metrics are represented in the taxonomy as XBRL primary items and defined in schema files named *met.xsd* (in *{oloc}/dict/met/* folder location) that reference label linkbase file *met-lab-{lang}.xml* (providing human readable labels as defined in the DPM; for representation in syntax see *VI.2.1 Standard labels*) and

¹⁰ This approach has been introduced in order to overcome the difficulty of defining time constraints for multiple periods in the table, definition and XBRL Formula specification based linkbases.

definition linkbase file *met-def.xml* (defining XBRL Dimensions relationships that constraint using of metrics in reports¹¹).

The code (*{name}*) for each metric is composed of three components:

- a letter that represents the data type in lowercase (for available options, see *Table 8* below),
- a letter that represents the period type characteristics (*i* for instant and *d* for duration, which as explained above is always *i* in the Solvency II taxonomy),
- a number that corresponds to the numeric code in the model (no zero padding or predetermined length).

¹¹ In order to prevent from unrequested content in filings, all metrics are prohibited from being reported (in the dictionary) unless they are subsequently used in hypercubes of tables referenced from a module (see next sections of this document).

Table 8. Model and XML data type for metrics, local name codification letter and reporting unit.

Model data type	XML data type	Local name codification letter	Reporting unit
Monetary (currency)	xbri:monetaryItemType	m	adequate currency using ISO 4217 codification (e.g.: iso4217:EUR)
Percent or Ratio	num:percentItemType	p	xbri:pure
Decimal ¹²	xbri:decimalItemType	r	xbri:pure
Integer	xbri:integerItemType	i	xbri:pure
Text	xbri:stringItemType	s	not applicable
Date	xbri:dateItemType	d	not applicable
Boolean	xbri:booleanItemType	b	not applicable
True	restriction of xbri:booleanItemType to "true"	t	not applicable
URI	xbri:anyURIItemType	u	not applicable
Explicit domain	enum:enumerationItemType	e	not applicable
Typed domain	typed domain corresponding data type, e.g. xbri:stringItemType if a typed domain is xs:string	depending on typed domain type	depending on typed domain type, usually xbli:pure, if numeric

For domain based data types, additional attributes (as defined in the Extensible Enumerations specification) are included on declaration of metrics to identify the allowable members.

The *id* of the metric element (necessary for XLink locators) is composed as: `{opre}_{name}`.

Table 9 contains a few examples of metrics declared in the taxonomy.

¹² There are a few cases where decimal metrics' codes start with letter *p* rather than *r*. They are used in preparatory phase reporting where the naming codification was different (both percent/ratio and other decimal items were using *p* code letter).

Table 9. Examples of metrics.

Owner	Data type	Code	Name	Id	Namespace	Prefix
MD	Decimal	17	pi17	s2md_pi17	http://eiopa.europa.eu/xbrl/s2md/dict/met	s2md_met
MD	Integer	31	ii31	s2md_ii31	http://eiopa.europa.eu/xbrl/s2md/dict/met	s2md_met
MD	Monetary	43	mi43	s2md_mi43	http://eiopa.europa.eu/xbrl/s2md/dict/met	s2md_met
HD	Explicit domain	17	ei17	s2hd_ei17	http://eiopa.europa.eu/xbrl/s2hd/dict/met	s2hd_met

Although currently not used by the EIOPA Solvency II taxonomy, metrics (similarly to domain members, as explained in the next section) can be arranged in hierarchies.

VII.2.3 Domains

Explicit domains are represented using XBRL abstract items of domain type *model:explicitDomainType* in the schema file *exp.xsd* with namespace *{ons}/dict/exp* and prefix *{opre}_exp*.

Typed domains are represented as XML elements that are not in the substitution group of *xbrli:item*. These elements are defined in the schema file *typ.xsd* with namespace *{ons}/dict/typ* and prefix *{opre}_typ*.

Both schema files are placed in *{oloc}/dict/dom/* folder location.

The code (*{name}*) of each domain corresponds to its code in the model (which is a short sequence of uppercase letters, usually two).

Value of the *id* attribute of a domain (necessary for XLink locators) is composed according to the following pattern: *{opre}_{name}*.

A few examples of domain items are presented in *Table 10*.

Table 10. Examples of domain items.

Owner	Code	Element Name	Type	Id	Namespace	Prefix
Solvency	BC	BC	Explicit	s2c_BC	http://eiopa.europa.eu/xbrl/s2c/dict/exp	s2c_exp
II common	ID	ID	Typed	s2c_ID	http://eiopa.europa.eu/xbrl/s2c/dict/typ	s2c_typ

Domain schema files reference label linkbase files¹³ *exp-lab-{lang}.xml* and *typ-lab-{lang}.xml* (providing human readable labels as defined in the DPM; for representation in syntax see VI.2.1 Standard labels).

VII.2.4 Explicit domain members and their relationships

Explicit domain members are represented using XBRL abstract items of domain item type, as defined in the non-numeric set of types of the XBRL International type registry: *nonnum:domainItemType*.

The code (*{name}*) of each explicit domain member corresponds to its code assigned in the DPM Dictionary which in general it starts with lowercase letter *x* (due to XML naming restrictions disallowing digit as the starting character) followed by a sequential number. However, if the concept represented already has a widely accepted standard codification like ISO codes or NACE code list, the name will match the existing codification, for example:

- ISO 4217: standard currency codes composed of three alphabetical characters,
- ISO 3166-1 alpha-2: standard country codes composed of two alphabetical characters,
- NACE codes: http://ec.europa.eu/competition/mergers/cases/index/nace_all.html (without dots).

The default member of a domain (usually, but not necessarily, the one with code *x0*) is marked with an attribute: *model:isDefaultMember="true"*.

The value of the *id* attribute of explicit domain members follows the general rule: *{opre}_ {name}*.

¹³ Explicit domains are of *xbrli:item* substitution group whereas typed domains are not. Because of this, labels for the former ones are defined using standard label links and labels for the latter using generic label links.

The schema file that represents explicit members is placed in a folder with the name of its corresponding domain according to the following pattern: *{oloc}/dict/dom/{dc}* where *{dc}* is domain code in lowercase. The schema file for explicit domain members is called *mem.xsd*, its namespace is constructed based on the following pattern: *{ons}/dict/dom/{DC}* while prefix consist of *{opre}_{DC}* where *{DC}* is domain code in the uppercase. Examples of schema files defining explicit domain members are presented *Table 11*.

Table 11. Examples of schema files defining explicit domain members.

Owner	Domain code	Domain members schema	Namespace	Prefix
Solvency II common	CM	http://eiopa.europa.eu/eu/xbrl/s2c/dict/dom/cm/mem.xsd	http://eiopa.europa.eu/xbrl/s2c/dict/dom/CM	s2c_CM
Solvency II common	GA	http://eiopa.europa.eu/eu/xbrl/s2c/dict/dom/ga/mem.xsd	http://eiopa.europa.eu/xbrl/s2c/dict/dom/GA	s2c_GA

This schema file references linkbases defining labels (*mem-lab-{lang}.xml*) for domain members (according to the DPM dictionary) and a definition linkbase file (*mem-def.xml*) where all members are connected to the domain item using *domain-member* arcrole of XBRL Dimensions.

Relationships of domain members defined in the DPM dictionary are represented using XBRL extended link roles whose role type URI is built according to the following pattern: *{ons}/role/dict/dom/{DC}/{DC}_{relationship code}* where *{DC}* represents the code of the domain in uppercase and *{relationship code}* is the numeric code of the hierarchy. The value of the *id* attribute of these roles is composed following the pattern: *{opre}_{DC}_{relationship code}*. Examples of extended link roles used for hierarchies of domain members are presented in *Table 12*.

Table 12. Extended link roles used for domain member relationships.

Owner	Domain code	Relationship code	Relationship role URI	Role id
Solvency II common	CM	1	http://eiopa.europa.eu/xbrl/s2c/role/dict/dom/CM/CM_1	s2c_CM_1
Solvency II common	GA	4	http://eiopa.europa.eu/xbrl/s2c/role/dict/dom/GA/GA_4	s2c_GA_4

The schema file that represents relationships (defining role types and referring to linkbases) is placed in the same folder as the schema defining members and it is named *hier.xsd*. Its namespace is constructed based on the following pattern: *{ons}/dict/dom/{DC}/hier* while prefix consist of *{opre}_{DC}_h* where *{DC}* is domain

code in the uppercase. Examples of such schema files, their namespaces and prefixes are presented in *Table 13*.

Table 13. Examples of schema files defining extended links for relationships domain members.

Owner	Domain code	Relationships schema	Namespace	Prefix
Solvency II common	CM	http://eiopa.europa.eu/eu/xbml/s2c/dict/dom/cm/hier.xsd	http://eiopa.europa.eu/xbml/s2c/dict/dom/CM/hier	s2c_CM_h
Solvency II common	GA	http://eiopa.europa.eu/eu/xbml/s2c/dict/dom/ga/hier.xsd	http://eiopa.europa.eu/xbml/s2c/dict/dom/GA/hier	s2c_GA_h

These schema files refer to three linkbase files with information about relationships between members:

- a presentation linkbase (*hier-pre.xml*), which represents the hierarchical disposition of members using XBRL 2.1 *parent-child* relationships,
- a definition linkbase (*hier-def.xml*), which enables the inclusion of the members of a hierarchy in dimensional combinations or applying them as enumerations for metrics (using *domain-member* relationships of XBRL Dimensions 1.0. and taking into account the *xbldt:usable* attribute to identify “grouping” members),
- a calculation linkbase (*hier-cal.xml*), which establishes some basic arithmetical relationships between a member of the hierarchy and its children:
 - o a member is equal to the addition of its child members in the hierarchy: *complete-breakdown* relationships,
 - o a member is greater than or equal (in absolute value) to the addition of its child members in the hierarchy: *partial-breakdown* relationships,
 - o a member is less than or equal (in absolute value) to the addition of its child members in the hierarchy: *superset-breakdown* relationships.

These calculation arcs include a *weight* attribute to indicate whether the child member contributes to the aggregation positively (+1) or negatively (-1)¹⁴. The roles representing these calculation relationships are defined in the Eurofiling *model.xsd* schema and are presented in *Table 14*.

¹⁴ Other decimal values are also allowed but currently not used.

Table 14. Arc roles defined in the Eurofiling model.xsd schema, reflecting different forms of aggregations of members.

Arc role id	Arc role URI
complete-breakdown	http://www.eurofiling.info/xbrl/arcrole/complete-breakdown
partial-breakdown	http://www.eurofiling.info/xbrl/arcrole/partial-breakdown
superset-breakdown	http://www.eurofiling.info/xbrl/arcrole/superset-breakdown

The root member of the definition and presentation relationship networks is the domain item, as defined in the *exp.xsd* schema associated with the owner.

Some hierarchies of members are used to constraint the values of metrics with means of XBRL Extensible Enumerations specification. In this case the labels applicable to members in a particular enumeration may differ from the standard labels of these members. This requirement is addressed by defining member labels (using standard generic label role) in an extended link role specific to a hierarchy. Examples of such cases are provided in *Table 15*.

Table 15. Examples of hierarchy specific labels.

Member QName	Standard label	Hierarchy specific label ELR	Hierarchy specific label
s2c_CN:x1	Reported	http://eiopa.europa.eu/xbrl/s2c/role/dict/dom/CN/CN_20	1 - Reported
s2c_CN:x20	Not reported as no off-balance sheet items		2 - Not reported as no off-balance sheet items
s2c_CN:x2	Not reported other reason		0 - Not reported other reason (in this case special justification is needed)

Domain members that extend the domain of another owner are placed in a folder preceded by the prefix of the extended owner. For instance, in the case of extensions of domains of the EIOPA Solvency II by an NCA, the domain code would be preceded by the prefix *s2c* for example *http://www.nca.gov/{country code}/xbrl/dict/dom/s2c_ga/mem.xsd* for file location, *http://www.nca.gov/xbrl/dict/dom/s2c_GA* for namespace and *nca_s2c_GA* for prefix.

VII.2.5 Typed domain values

Values of typed domains are neither listed as XBRL items with labels nor arranged in hierarchies. The content of typed domains is restricted by an XML data type constraints (as these domains, according to the XBRL Dimensions specification, are XML constructs).

In most cases, a typed domain would be represented by an XML element with a simple data type (e.g. *xs:string* or *xs:decimal*), though further restrictions are technically possible (also with means of business rules defined according to XBRL Formula specification).

Typed domains may be *nillable="true"* which means that they can be reported as *xsi:nil="true"* (and no value). This construct is used in reporting of optional open table columns modelled as typed dimensions.

VII.2.6 Dimensions

The representation of dimension items in XBRL is defined in the XBRL Dimensions 1.0 specification.

The schema file defining dimension items is placed in *{oloc}/dict/dim/* folder and named *dim.xsd* with namespace *{ons}/dict/dim* and *{opre}_dim* prefix.

The local name (*{name}*) of each dimension corresponds to its code in the model: a short sequence of uppercase letters (usually two).

The value of the *id* attribute of the element representing a dimension item (necessary for XLink locators) is composed according to the following pattern: *{opre}_{name}*.

A few examples of dimension items declarations are presented in *Table 16*.

Table 16. Examples of dimension items.

Owner	Code	Name	Id	Namespace	Prefix
Solvency II common	VL	VL	s2c_VL	http://eiopa.europa.eu/xbrl/s2c/dict/dim	s2c_dim
Solvency II common	VG	VG	s2c_CG	http://eiopa.europa.eu/xbrl/s2c/dict/dim	s2c_dim

Schema file defining dimensions includes references to label linkbase file *dim-lab-{lang}.xml* and a definition linkbase named *dim-def.xml* (placed in the same folder as the schema file).

- This definition linkbase includes the following information about explicit dimensions:
- reference to the domain associated to the dimension by means of a *dimension-domain* relationship (with an *xbrldt:usable* attribute equal to "false") pointing to a domain item defined in either the *exp.xsd* or *typ.xsd* schema file of any referenced or defined owner,

- reference to the default member of that dimension by means of a *dimension-default* relationship¹⁵.

These relationships associating a dimension with a domain and its default members are defined in the standard extended link role (<http://www.xbrl.org/2003/role/link>).

VII.3 Information requirements layer

Frameworks, taxonomies, tables, modules, validations and other concepts constitute the layer of the model where actual information requirements are specified with the support of the concepts defined in the dictionary.

All of the files that correspond to this layer are placed under the folder *fws* in the official location of its owner (i.e. *{ons}/fws/*). Its namespace is obtained by adding the suffix *fws* to the base namespace of the owner plus some additional suffixes that depend on the type of the concept represented.

In EIOPA Solvency II XBRL taxonomy, frameworks are defined for the MD modelling approach.

VII.3.1 Frameworks

Frameworks are public elements represented using XBRL abstract items of the framework type (*model:frameworkType*) in the schema file *fws.xsd*. General framework properties are presented in *Table 17*.

¹⁵ Note that although the model defines default members at the domain level, the XBRL Dimensions specification establishes this relationship at dimension level; thus, each dimension using a domain with a default member must include this relationship.

Table 17. Framework properties.

Schema property	Value
Official location	{oloc}/fws/fws.xsd
Target namespace	{ons}/fws
Target namespace prefix ¹⁶	{opre}_fws
Element local name	{framework}
Element id	{opre}_{framework}

The local name of each framework element corresponds to its code in the model (*{name}*) and its *id* follows a general pattern (*{opre}_{name}*). Each framework has a folder in which the taxonomies are placed. Examples of frameworks are presented in Table 18.

Table 18. Examples of frameworks.

Owner	Schema property	Value
Solvency II MD version	Official location	http://eiopa.europa.eu/eu/xbrl/s2md/fws/fws.xsd
	Target namespace	http://eiopa.europa.eu/xbrl/s2md/fws
	Target namespace prefix	s2md_fws
	Local name example	solvency
	Element id example	s2md_solvency
	Element label (English)	Solvency II MD version
	Framework folder	http://eiopa.europa.eu/eu/xbrl/s2md/fws/solvency/

VII.3.2 Taxonomies

Taxonomies are public elements represented using XBRL abstract items of the taxonomy type (*model:taxonomyType*). These elements are stored in the schema file *tax.xsd* under the folder of its framework, a subfolder that corresponds to its normative code or publication date of the legislation (*{normative code}*) and another subfolder with the publication date¹⁷ of this version of the taxonomy (*{taxonomy publication date}*).

¹⁶ Target namespace prefixes are not strictly necessary. Moreover, schemas like frameworks, taxonomies, table groups and tables define names that are not used in the exchange of information between supervisors and supervised entities. However, as some XBRL tools raise warnings whenever they find a schema with no prefix defined, prefixes have been included to avoid misleading the users of these tools.

¹⁷ Using the ISO 8601 codification.

Thus, the taxonomy schema file includes a single element. Its local name corresponds to its code (*{name}*) in the model, and the value of its *id* attribute is constructed according to the general pattern (*{opre}_{name}*). General taxonomy properties are presented in *Table 19*.

Table 19. Taxonomy properties.

Schema property	Value
Official location	<i>{oloc}/fws/{framework}/{normative code }/{taxonomy publication date}/tax.xsd</i>
Target namespace	<i>{ons}/fws/{framework}/{normative code }/{taxonomy publication date}</i>
Target namespace prefix	<i>{opre}_tax</i>
Element local name	<i>{taxonomy}</i>
Element id	<i>{opre}_{taxonomy}</i>

To facilitate the specification of additional taxonomy resources in this document, the following abbreviations will be applied from here onwards:

- *{taxonomy-loc}* represents the URL *{oloc}/fws/{framework}/{normative code }/{taxonomy release date}*,
- *{taxonomy-ns}* represents the URI *{ons}/fws/{framework}/{normative code }/{taxonomy release date}*.

Examples of taxonomy folders, items, namespaces and prefixes are presented in *Table 20*.

Table 20. Examples of taxonomies.

Owner	Schema property	Value
Solvency II MD version	Official location	http://eiopa.europa.eu/eu/xbrl/s2md/fws/solvency/solvency2/2015-07-31/tax.xsd
	Target namespace	http://eiopa.europa.eu/xbrl/s2md/fws/solvency/solvency2/2015-07-31
	Target namespace prefix	s2md_tax
	Local name example	solvency2
	Element id example	s2md_solvency2
	Element label (English)	Solvency II, 2015-07-31
	Taxonomy folder	http://eiopa.europa.eu/eu/xbrl/s2md/fws/solvency/solvency2/2015-07-31/

The taxonomy folder may include subfolders for:

- tables (*tab*),
- modules (*mod*) and
- validations (*val*).

VII.3.3 Tables

The table folder includes a schema file (*tab.xsd*). The schema file contains the definitions of table groups (e.g. Solvency II template variants), which are represented using XBRL abstract items of the table group type (*model:tableGroupType*). The name (*{name}*) of a table group item composed by adding the prefix *tg* to the code (*{table group code}*) of a table group in the model (e.g. *tgS.01.01.01*). General properties of table groups are presented in *Table 21*.

Table 21. General table group properties.

Schema property	Value
Official location	{taxonomy-loc}/tab/tab.xsd
Target namespace	{taxonomy-ns}_tab
Target namespace prefix	{opre}_tab
Element local name	tg{table group code}
Element id	{opre}_{name}

Examples of table group definitions are presented in *Table 22*.

Table 22. Examples of table groups definitions.

Owner	Schema property	Value
Solvency II MD version	Official location	http://eiopa.europa.eu/eu/xbrl/s2md/fws/solvency/solvency2/2015-07-31/tab/tab.xsd
	Target namespace	http://eiopa.europa.eu/xbrl/s2md/fws/solvency/solvency2/2015-07-31_tab
	Target namespace prefix	s2md_tab
	Local name example	tgS.01.01.01
	Element id example	s2md_tgS.01.01.01
	Element label (English)	S.01.01.01 Appendix I: Quantitative reporting templates
	Tables folder	http://eiopa.europa.eu/eu/xbrl/s2md/fws/solvency/solvency2/2015-07-31/tab/

Table group schema file references a label linkbase for table groups (*tab-lab-{lang}.xml*).

In the same folder there is also a linkbase file *tab-pre.xml* linking all table groups to tables that they gather using *group-table* relationship of Eurofiling model schema. This linkbase is not linked from any of the taxonomy files in order to prevent discovery of all tables from modules (that refer to table groups). It can be however used by tools to visualize the full scope of the taxonomy content from table groups and tables perspective. The link between the table groups and individual tables is established in the linkbase files of modules (see *VII.3.4 Modules*).

The files that define the content of each table are placed in a folder whose name corresponds to the code of the table in the model (*{table code}*) in lowercase. Location and general properties of these files are presented in *Table 23*.

Table 23. General properties of table files.

Schema property	Value
Official location	{taxonomy-loc}/tab/{table code}/{table code}.xsd – table code in lowercase
Target namespace	{taxonomy-ns}/tab/{table code} – table code in uppercase
Target namespace prefix	{opre}_tab_{table code}
Element local name	N/A - elements defined as resources in linkbases
Element id	N/A, {opre}_{table code} is a table resource id in the table linkbase

Examples of table definitions are presented in *Table 24*.

Table 24. Examples of tables definitions.

Owner	Schema property	Value
Solvency II MD version	Official location	http://eiopa.europa.eu/eu/xbrl/s2md/fws/solvency/solvency2/2015-07-31/tab/ s.01.01.01.01/s.01.01.01.01.xsd
	Target namespace	http://eiopa.europa.eu/xbrl/s2md/fws/solvency/solvency2/2015-07-31/tab/S.01.01.01.01
	Target namespace prefix	s2md_tab_S.01.01.01.01
	Local name example	N/A
	Element id example	s2md_tS.01.01.01.01 (table resource id in the table linkbase)
	Element label (English)	S.01.01.01.01
	Table folder	http://eiopa.europa.eu/eu/xbrl/s2md/fws/solvency/solvency2/2015-07-31/tab/ s.01.01.01.01/

A schema file for a table refers to:

- a. a table linkbase (*{table code}-rend.xml*),
- b. a definition linkbase (*{table code}-def.xml*),
- c. a generic label linkbase with table headers text (*{table code}-lab-{lang}.xml*),
- d. a generic label linkbase with table header codes (*{table code}-lab-codes.xml*),
- e. optional generic label linkbase file identifying types of key columns in case of open tables (*{table code}-lab-keys.xml*),

The table linkbase (a) includes the definition of the table according to the Table Linkbase specification. The relationships of each table are placed in an extended link whose role is built according to the following pattern: *{ons}/role/fws/{framework}/{normative code}/{taxonomy publication date}/tab/{table code}* with id *role*. For example table linkbase relationships for table S.01.01.01.01 are defined in extended link role

<http://eiopa.europa.eu/xbrl/s2md/role/fws/solvency/solvency2/2015-07-31/tab/S.01.01.01.01>.

In this linkbase, the different components of the tables are represented using resources. The value of the *id* attribute of these resources is based on the code or sequential number plus a prefix to obtain a unique code in the context of the linkbase as presented on examples in *Table 25*.

Table 25. Pattern and examples of ids for table linkbase resources.

Resource	Id pattern	Example
table:table	{opre}_t{table code (uppercase)}	s2md_tS.01.01.01.01
table:breakdown (predefined or variable axis)	{opre}_a{sequential number}	s2md_a1
table:conceptRelationshipNode; table:dimensionRelationshipNode	{opre}_r{sequential number}	s2md_r6
top level abstract table:ruleNode	{opre}_a{sequential number}.root	s2md_a1.root
table:ruleNode	{opre}_c{sequential number}	s2md_c2
filer, e.g. df:explicitDimension	{opre}_a{sequential number}.root.filter	s2md_a3.root.filter

According to the Table Linkbase specification, aspect rules are used to specify the concepts represented in predefined axes.

Although not strictly requested by the Table Linkbase specification, *link:roleRef* is included in the table linkbase files pointing to an extended link role when resources relate to domain member relationships defined in the dictionary.

The definition linkbase file (b) includes dimensional relationships valid in the context of the table. Valid combinations are defined using only positive (*all*) closed hypercubes obtained from the set of valid cells of the table following an optimization algorithm¹⁸.

¹⁸ It is important to remark that XBRL hypercubes in the definition linkbase of tables are validation artefacts and should not be used by external systems for the automatic creation of database structures. The hypercubes produced by the algorithm do not obey to any kind of business criteria. These hypercubes might be modified with the addition of new information to tables with the only purpose of reducing the final set of hypercubes and performing more efficiently with XBRL market tools.

Each extended link role contains one or more metrics (primary items) and a single hypercube¹⁹. Where there are multiple metrics, the first one will be used to group the rest and reduce the number of all arcs. The domain element will be used as the target of *dimension-domain* arcs to avoid cycles. The *@xbrldt:targetRole* attribute might be necessary in the case of hypercubes with dimensions which share the same domain.

The roles of the extended links necessary to express these combinations are built by adding sequential numeric suffixes to the role previously defined for the table, i.e. *{ons}/role/fws/{framework}/{normative code}/{taxonomy publication date}/tab/{table code}/{sequential number}* (e.g. <http://eiopa.europa.eu/xbrl/s2md/role/fws/solvency/solvency2/2015-07-31/tab/S.01.01.01.01/1>). Role ids follow the pattern *role{sequential number}*, e.g. *role1*.

The generic label linkbase file (c) for a table headers text contains labels for Table Linkbase nodes. In addition to the standard label, a *table:table* node contains also a verbose label concatenating both the code and the title of a table.

Another (separate) generic label linkbase file (d) referenced from table schema file contains codes. These are row/column/sheet codes (<http://www.eurofiling.info/xbrl/role/rc-code>) for table rule nodes (e.g. *C0010*, *R0070*) and filing indicator code (<http://www.eurofiling.info/xbrl/role/filing-indicator-code>) for table resource identifying a value to be included on a filing indicator when a template (which a table is part of) is reported or explicitly not reported (e.g. *S.02.01*, see *VII.3.5 Filing indicators*).

Open tables may contain an optional generic label linkbase file (e) identifying key columns types using <http://eiopa.europa.eu/eu/xbrl/role/key-column-type> role.

VII.3.4 Modules

Modules serve as entry points to subsets of information requirements that shall be used for filing (the only files referenced from XBRL instance documents) depending the reporting scenario (reporting frequency, solo or group data, etc.) as defined in the underlying DPM Annotated Templates.

¹⁹ The Eurofiling *model.xsd* schema includes a hypercube element to be used therefore it is no needed to define hypercube elements in each table or taxonomy.

Modules are represented using XBRL abstract items of the module type (*model:moduleType*). Each module is stored in a different schema file whose name is the same as the code of the module in the model (*{module code}*) plus the extension *.xsd*. General properties of a module are presented in *Table 26*.

Table 26. General properties of a module.

Schema property	Value
Official location	{taxonomy-loc}/mod/{module code}.xsd
Target namespace	{taxonomy-bns}/mod/{module code}
Target namespace prefix	{opre}_mod_{module}
Element local name	mod_{module}
Element id	{opre}_mod_{module}

Examples of module declarations are presented in *Table 27*.

Table 27. Example of a module declaration.

Owner	Schema property	Value
Solvency II MD version	Official location	http://eiopa.europa.eu/eu/xbrl/s2md/fws/solvency/solvency2/2015-07-31/mod/ars.xsd
	Target namespace	http://eiopa.europa.eu/xbrl/s2md/fws/solvency/solvency2/2015-07-31/mod/ars
	Target namespace prefix	s2md_mod_ars
	Local name example	ars
	Element id example	s2md_ars
	Element label (English)	Annual Solvency II reporting Solo

Module schema files import the schemas of all the tables required by that module (from *tab* folder of the taxonomy; determining the subset of information requirements for a particular reporting scenario defined by a module). They also import filing indicators schema file and a schema file referring to custom functions definition and implementation (see *VI.1 Model supporting schema and other technical files*).

In addition to these imports, module schema file references also a number of linkbase files:

- label linkbase file with label for a module (*{module code}-lab-{lang}.xml*),
- presentation linkbase (*{module code}-pre.xml*) where the relationships between modules, table groups and tables are expressed using the legacy *group-table* arcs (defined in the Eurofiling *model.xsd* schema file),
- a linkbase file defining precondition tests for filing indicators (*{module code}-find-prec.xml*),

- value assertion definition (*{module code}-find-check.xml*), label (*{module code}-find-check-lab-{lang}.xml*) and error message (*{module code}-find-check-err-{lang}.xml*) checking and documenting the values of filing indicators applicable to a module (see *VII.3.5 Filing indicators*).
- assertion sets and value assertions (validation rules) definitions, labels and error messages declared in the *val* folder of the taxonomy in scope that is applicable to the tables imported by a module (see *VII.3.6 Validations*),
- supportive constructs that may be used in defining XBRL Formula assertions (from <http://www.eurofiling.info/eu/fr/xbrl/val> folder),

VII.3.5 Filing indicators

The principle of proportionality stipulates that an entity's reporting burden should be proportional to its size. It allows a filer to report less information if it satisfies certain criteria. For example, this principle allows a smaller organisation to file less information if it is not active in some domains or if some figures are under a given threshold.

The simplest technical solution to this business requirement is to define a module (an entry point) for each reporting scenario. Each entry point exposes only the subset of the model and validation checks specific to the reporting scenario in question. However, if several characteristics and/or thresholds are defined to cope with the proportionality principle, a different entry point must be defined for each and every valid combination of characteristics. This complicates:

- the filing process, where the filer must choose an appropriate entry point from a potentially large selection which differ in subtle ways,
- the taxonomy, where several entry points must be defined, tested and assured with added complexity if some assertions are shared between entry points and some are not (which is typically the case),
- the submission handling process, where the received instances must be processed against one of many different taxonomies,
- the maintenance of the taxonomy, where every time a new characteristic or threshold is introduced for proportionality, the number of entry points could be as much as doubled.

The idea of a filing indicator enables a single entry point to be shared between different similar reporting scenarios. The content of each entry point is notionally split into several components and every component (typically corresponding to a template)

which is reported in an instance is accompanied by an explicit indication that the reporting unit has been filed.

Filing indicators therefore serve the purpose of communicating the scope of the reported data based on templates. Their main purposes are:

- to provide hints to applications handling instance documents as to which templates are included in the filing and, for example, shall be displayed to users,
- to trigger the execution of business rules (XBRL assertions) to be run on a filing to check its correctness depending on the reported scope of data.

In technical terms, filing indicators are facts included as part of an instance document where the filer provides information about the reported templates (within the scope defined by a module that the filing is created against, see previous section on *Modules*).

The elements and attributes used to communicate filing information are defined in the namespace <http://www.eurofiling.info/xbrl/ext/filing-indicators>. The official location of this schema file is <http://www.eurofiling.info/eu/fr/xbrl/ext/filing-indicators.xsd>. This schema file is imported by its EIOPA counterpart (<http://eiopa.europa.eu/eu/xbrl/ext/filing-indicators.xsd>, see VI.1) which in turn is imported by each taxonomy module. As described in *Table 2*, throughout this document, the prefix *find* is used to make reference to <http://www.eurofiling.info/xbrl/ext/filing-indicators> namespace.

Each reported template is represented as an instance fact of the item *find:filingIndicator* under the *find:fIndicators* tuple element. If there is no filing indicator for a template included in an instance document, it is assumed that a filing contains no information on this template. In some case however, it may be necessary that filers explicitly identify unreported templates, usually with a reason explaining this situation/choice. To cater for this situation, a *find:filingIndicator* fact relating to the template identification can have a *find:filed* attribute set to boolean "*false*".

The following instance excerpt represents a filing with information about template with code S.02.01 and no information (explicitly stated) on template S.03.02:

```
<find:fIndicators>
  <find:filingIndicator contextRef="ctx">S.02.01</find:filingIndicator>
  <find:filingIndicator contextRef="ctx" find:filed="false">S.03.02</find:filingIndicator>
</find:fIndicators>
```

Contexts to which *find:filingIndicator* facts refer must identify the reporting entity and use the end date of the reporting period as the instant date²⁰.

Identification of templates in *find:filingIndicator* facts uses codes. These codes can be found as a label resource associated with the *table:table* element in an extended link using the standard role; the label resource uses the role *http://www.eurofiling.info/xbrl/role/filing-indicator-code* (as defined in the Eurofiling *model.xsd* supporting schema).

Note that multiple tables belonging to one template have the same filing indicator code but the filing indicator does not need to be repeated if multiple such tables are submitted.

EIOPA Solvency II information requirements include a *Content template* for each module that detail which templates have been included in a filing and if a template has been omitted, why. Filing indicators may appear to serve the same purpose as the content templates but filing indicators are a technical mechanism (using XBRL tuples to distinguish from other facts and simplify referring from preconditions on assertions) which has been used to align with the EBA and the content templates satisfy a business requirement for reasoning behind the inclusion (or not) of templates in a report. There are a series of assertions which ensure that entries in the content table and values of filing indicators are consistent.

Additionally there is a validation rule associated with each module to check if the reported values of filing indicators match the required codes. This rule is defined as an assertion in *{module code}-find-check.xml* file. The test expression is for example *\$filingIndicator = ('S.01.01','S.02.01')*. Documentation (label) and error message for this check is defined in *{module code}-find-check-lab-{lang}.xml* and *{module code}-find-check-err-{lang}.xml* files respectively.

In order to block the use of *xbrli:scenario* and *xbrli:segment* on contexts that filing indicator elements refer to, EIOPA extended the Eurofiling schema defining filing

²⁰ EIOPA defines a dimensional construct in <http://eiopa.europa.eu/eu/xbrl/ext/filing-indicators-def.xml> (referred to from <http://eiopa.europa.eu/eu/xbrl/ext/filing-indicators.xsd>) that prohibits use of *xbrli:segment* or *xbrli:scenario* in *xbrli:context* referred to from filing indicator elements.

indicators with a definition linkbase where filing indicators are linked to a closed hypercube with no dimensions attached (files *filing-indicators.xsd* and *filing-indicators-def.xml* in <http://eiopa.europa.eu/eu/xbrl/ext/> folder). Additionally this folder includes also two XBRL assertions (*filing-indicators-check.xml*, *filing-indicators-check-lab-en.xml*, *filing-indicators-check-err-en.xml*):

- existence assertion (*filingIndicatorsExistenceAssertion*) checking if filing indicators are present in a report,
- value assertion (*filingIndicatorOutsideIndicatorsTupleAssertion*) checking if filing indicator elements (*find:filingIndicator*) are declared in *find:fIndicators* tuple.

VII.3.6 Validations

Data checks are created according to the with the XBRL Formula Specification 1.0. In particular they are defined as assertions which are gathered in assertion sets, use filing indicators on preconditions and apply interval arithmetic functions on test expressions as described in the next sections.

This chapter relates to validations defined in *val* folder of the framework (see *Annex. EIOPA Solvency II XBRL Taxonomy: Owners, Folders, Files, Namespaces and Prefixes*). For other validations included in the taxonomy (files containing *check* component in their name) see section on *VII.3.4 Modules* (checks for correct codes of filing indicators) and *VII.3.5 Filing indicators* (existence checks for filing indicators and their proper representation in a tuple).

VII.3.6.1 Assertions

Validations are expressed using XBRL assertions. In general assertions are identified by a unique code (*{rule code}*), which is the same as that code used to identify the corresponding validation rule expressed in the Solvency II validations documentation.

Each assertion is defined in a separate file whose name starts with prefix *vr-* followed by the *{rule code}* and *.xml* extension (for example *vr-bv38-1.xml*). For documentation purposes each assertion is associated with a description, appearing as a generic label in *vr-{rule code}-lab-{lang}.xml* (e.g. *vr-bv38-1-lab-en.xml*), which indicates the performed check in business/form-centric terms. Error message (according to the Generic messages 1.0 specification) to appear in case of unsatisfied evaluation is defined in a file whose name follows the pattern *vr-{rule code}-err-{lang}.xml* (e.g. *vr-*

bv38-1-err-en.xml). Both the generic label and message resources may use different roles to identify different type of documentation or notes.

Business rules are in most cases expressed as value assertions (for potential exceptions see *VII.3.6.4 Existence assertions*). They refer to variables (usually fact variables however the use of generic variables is also allowed) which are named after the letters of alphabet (i.e. *a, b, c, d, ...*). Both the assertions and fact variables may refer to filters (that can be complemented if necessary). Variables may bind as sequence and contain fallback values.

Assertion resource *xlink:label* and *id* attributes follows the pattern *{opre}_{RULE CODE}* (e.g. *s2md_BV38-1*). *xlink:label* and *id* of variable resources are constructed by adding a variable name to the assertion code, i.e. *{opre}_{RULE CODE}.{variable name}* (e.g. *s2md_BV38-1.a*). Filter resources *xlink:label* and *id* are constructed according to the pattern: *{opre}_{rule code}.f{sequential number}* (e.g. *s2md_BV38-1.f1*).

Each assertion may also be associated to two attributes: *model:fromDate* and *model:toDate* which may be used to express a period of validity, in term of reporting date ("as of"). Additionally the list of currently applicable assertions is listed in the Excel file published on the website together with the taxonomy.

Not all assertions are applicable to every module. Each module includes, in its DTS, all assertions that are applicable in its context (see *VII.3.4 Modules*).

VII.3.6.2 Assertion sets

Validations are grouped into assertion sets that correspond to the tables they are to be applied. In the context of a table, not reported or nil numeric values are assumed to be zero (unless differently indicated in the business rules definition); consequently, fallback values are used in their corresponding assertion definitions.

The link between an assertion set and the table (or tables²¹) it applies is represented using *applies-to-table* arcs (defined in the Eurofiling model.xsd supporting schema) from the assertion set to the resource that corresponds to the table.

²¹ In the case of assertions that cross information represented in different tables

If an assertion applies to multiple tables individually or to multiple sets of tables, then it will be associated to different assertion sets. Examples of assertions sets application to tables are presented in *Table 28*.

Table 28. Examples of assertion sets application to tables.

Assertion example (textual description)	Assertion sets	Tables
\$a > 0 (where \$a represents a data point in table 1)	assertion set 1	table 1
\$a > 0 (where \$a represents data point in tables 1, 2 and 3)	assertion set 1	table 1
	assertion set 2	table 2
	assertion set 3	table 3
\$a = \$b (where \$a represents a data point in table 1 whereas \$b represents a data point in table 2)	assertion set 1	table 1
		table 2
\$a = \$b (where in some cases, \$a represents a data point in table 1 and \$b a data point in table 2; in other cases, \$a represents a data point in table 3 and \$b represents a data point in table 4)	assertion set 1	table 1
		table 2
	assertion set 2	table 3 table 4

Example of code where an assertion set links to tables and a validation rule is provided below:

```
<gen:link xlink:type="extended" xlink:role="http://www.xbrl.org/2003/role/link">
  <validation:assertionSet xlink:type="resource" xlink:label="assertionSet" id="assertionSet1" />
  <model:properties xlink:type="resource" xlink:label="properties" id="properties" />
  <gen:arc xlink:type="arc" xlink:arcrole="http://www.eurofiling.info/xbrl/arcrole/model-properties"
    xlink:from="assertionSet" xlink:to="properties" />
  <link:loc xlink:type="locator"
    xlink:href="../tab/s.02.01.01.01/s.02.01.01.01-rend.xml#s2md_tS.02.01.01.01"
    xlink:label="loc_s2md_tS.02.01.01.01" />
  <gen:arc xlink:type="arc" xlink:arcrole="http://www.eurofiling.info/xbrl/arcrole/applies-to-table"
    xlink:from="assertionSet" xlink:to="loc_s2md_tS.02.01.01.01" />
  <link:loc xlink:type="locator"
    xlink:href="../tab/s.12.01.01.01/s.12.01.01.01-rend.xml#s2md_tS.12.01.01.01"
    xlink:label="loc_s2md_tS.12.01.01.01" />
  <gen:arc xlink:type="arc" xlink:arcrole="http://www.eurofiling.info/xbrl/arcrole/applies-to-table"
    xlink:from="assertionSet" xlink:to="loc_s2md_tS.12.01.01.01" />
  <link:loc xlink:type="locator"
    xlink:href="../tab/s.17.01.01.01/s.17.01.01.01-rend.xml#s2md_tS.17.01.01.01"
    xlink:label="loc_s2md_tS.17.01.01.01" />
  <gen:arc xlink:type="arc" xlink:arcrole="http://www.eurofiling.info/xbrl/arcrole/applies-to-table"
    xlink:from="assertionSet" xlink:to="loc_s2md_tS.17.01.01.01" />
  <link:loc xlink:type="locator" xlink:href="vr-bv138-1.xml#s2md_BV138-1"
    xlink:label="loc_s2md_BV138-1" />
  <gen:arc xlink:type="arc" xlink:arcrole="http://xbrl.org/arcrole/2008/assertion-set"
    xlink:from="assertionSet" xlink:to="loc_s2md_BV138-1"/>
</gen:link>
```

Assertion sets resources might include the attributes *model:fromDate* and *model:toDate* to constraint the reference date where their associate assertions should be applied.

Assertion sets are defined in *val* folder. The file name start with *aset* prefix followed by codes of tables (in lower case) divided by underscore ("_"), for example *aset-s.01.02.04.01_s.02.01.01.01_s.35.01.04.01.xml*.

As suggested by the XBRL specification, assertion sets can be used as a mechanism to control the set of assertions to be evaluated in a validation process. Following this approach, an application processing a certain filing would configure the processor to skip all those assertion sets that are linked to a table that is not reported. However, currently, the XBRL specifications do not provide a standard API to pass this information to XBRL processors, neither a standard way for the filer to indicate that only a subset of all the tables in an entry point is being submitted. To overcome this situation, a mechanism based on preconditions and filing indicators is provided as described in the next section of this document.

VII.3.6.3 Preconditions and filing indicator parameters

Each value assertion defined is associated to a precondition²² on filing indicators. To avoid XBRL instance syntactic dependencies, rather than including directly an XPath expression, preconditions include a reference to a filing indicator parameter (no *variableset-variable* arc are required). The default value of this parameter is an XPath expression to obtain the information from the filing indicators in the instance document. This way, there is no need to provide externally a value to the processor (the value from the instance is used), the parameter is guaranteed to be only evaluated once (providing more chances for processors to perform optimizations), precondition expressions are simpler, and it makes possible, for more advanced uses, to override this value at application level (for instance, if the filing requirements of a credit institution are known, an application could override the values for filing indicator parameters rather than accepting the values provided by the filter).

²² Assertions might have additional preconditions as required by the logic of the assertion to be tested. But these additional preconditions do not depend on filing indicators.

There are filing indicators parameters defined for each template of the framework. These parameters are defined in *find-params.xml* file of the *val* folder in the namespace of the filing indicators schema and have a name according to the following convention: *t{template code}*. Thus, the definition of one of these parameters would as follows:

```
<variable:parameter name="find:tS.02.01"
select="find:fIndicators/find:filingIndicator[not(@find:filed) or @find:filed != false()] = 'S.02.01'"
as="xs:boolean" xlink:type="resource" xlink:label="S.02.01" id="S.02.01" />
```

Each precondition is composed as a sequence of or expressions that correspond to each set of tables where the validation is to be applied. Each expression is composed of a sequence of tables involved, e.g. *test="\$find:tS.02.01 and \$find:tS.04.01 or \$find:tS.02.02 and \$find:tS.04.02 ..."*. More examples of application of filing indicators to tables are provided in *Table 29*.

Table 29. Examples of filing indicators application to tables.

Precondition test expression	Explanation
<code>\$find:t1</code>	Assertion applies only to table 1. It will be evaluated if table 1 is marked as reported.
<code>\$find:t1 and \$find:t2</code>	Assertion crosses information between tables 1 and 2. It will be evaluated if table 1 and table 2 are marked as reported.
<code>\$find:t1 or \$find:t2</code>	Assertion applies to both table 1 and table 2, but considered in an individual way (there are no cross checks). It will be evaluated if table 1 or table 2 or both are reported.
<code>\$find:t1 and \$find:t2</code> or <code>\$find:t3 and \$find:t4</code>	Assertion performs cross-checks between information in table 1 and table 2 on the one hand. On the other hand, it cross-checks information between table 3 and 4. It will be evaluated if table 1 and table 2 is reported or if table 3 and table 4 is reported or when all tables (1, 2, 3 and 4) are reported.

These preconditions are defined for each module in *mod* folder file *{module code}-find-prec.xml* from where they refer to respective assertions in *val* folder, for example:

```
<variable:precondition xlink:type="resource" xlink:label="findPrec" test="$find:tS.03.01" />
<link:loc xlink:type="locator" xlink:href="../val/vr-138.xml#s2md_138" xlink:label="loc_s2md_138" />
<gen:arc xlink:type="arc" xlink:arcrole="http://xbrl.org/arcrole/2008/variable-set-precondition"
xlink:from="loc_s2md_138" xlink:to="findPrec" />
```

VII.3.6.4 Existence assertions

Existence assertions are not compatible with the precondition-based control schema proposed in the previous chapter. Existence assertions perform a test on the number of evaluations of a set of variables. Preconditions restrict the number of evaluations of the

assertion, but not the evaluation of the assertion itself. Consequently, existence assertions are always evaluated (unless controlled using assertion sets); if a filing indicator precondition is added to an existence assertion, it will raise false errors.

However, most existence assertions can be re-defined as value assertions using in addition the "pivot variable" - a fact variable that matches data in the instance document known to be reported always (it is defined once as a sequence variable that matches the filing indicators and uses aspect cover filters to avoid any interference with other variables). The rest of variables in the original existence assertion are included with a fallback value (a value given to the variable if the fact is not found in the instance document).

The pivot-variable is defined in the namespace <http://www.eurofiling.info/xbrl/ext/pivot-variable>. The official location of this schema file is <http://www.eurofiling.info/eu/fr/xbrl/ext/pivotvariable.xsd>.

Though unlikely, there might be the case of validations that cannot be (effectively or efficiently) defined using value assertions. If such rules were required, the *id* attribute value of such assertions would follow a predefined naming convention (to be established when such situation occurs) to help applications not relying on validation sets to discard such evaluations.

VII.3.6.5 Evaluation of validation rules and Interval arithmetic

Any arithmetic comparison may not be exact due to rounding of figures and their representation. For example in a simple expression $A = B / C$ where $B = 1000$, $C = 3000$ the result of division is $0.333333\dots$. If A is reported as 0.33 then compared to the result would raise an error.

In order to handle the error margin caused by the imprecision of input data, assertions make use of a set of functions implemented according to the Custom Functions Implementation specification. These functions use the same name as the ones defined in the XPath 2.0 Functions specifications, but are defined in the following namespace <http://www.eurofiling.info/xbrl/func/interval-arithmetics> (with canonical prefix *iaf*) and placed in the location: <http://www.eurofiling.info/eu/fr/xbrl/func/interval-arithmetics.xml>. An entry point (referred from taxonomy modules) for these functions and additional ones that could be provided in the future is placed in the <http://www.eurofiling.info/eu/fr/xbrl/func/func.xsd>.

In interval arithmetic each reported number is converted to an interval based on its expression (reported value) and precision (*@decimals* attribute²³) as exemplified in *Table 30*.

Table 30. Examples of intervals.

Reported number	@decimals	Precision	Interval
123 456.789	-3	in thousands (+/- 500)	(122 956.789; 123 956.789)
	0	in units (+/- 0.5)	(123 456.289; 123 457,289)
	2	to two digits after decimal point (+/-0.005)	(123 456.784; 123 456.794)
	INF	exact (+/- 0)	(123 456.789; 123 456.789)

Following that conversion, the interval arithmetic functions use basic operations (as implemented in <http://www.eurofiling.info/eu/fr/xbml/func/interval-arithmetics.xml>) to compute the resulting intervals after applying mathematical operations. For instance in case of addition of two numbers *A* and *B*, where *A* is interval of (*A1*;*A2*), *B* is interval of (*B1*;*B2*) the result is interval of (*A1*+*B1*;*A2*+*B2*). If the interval of the reported number overlaps with the computed interval the assertion is satisfied. An example in *C = A + B*, where:

- *A* is reported as 1499 with precision in units (*@decimals = 0*) hence the resulting range is (1498.5;1499.5),
- *B* is reported as 1502 with precision in units (*@decimals = 0*) hence the resulting range is (1501.5;1502.5),
- *C* is reported as = 3000 with precision in units (*@decimals = 0*) hence the resulting range is (2999.5;3000.5).

Following the basic operations, the computed tolerance interval for *A + B* is (1498.5+1501.5;1499.5+1502.5) = (3000;3002). As presented on *Figure 2* there is an overlap (marked in orange) between the interval of *C* (in blue) and interval of *A + B* (in green). As a result the assertion is satisfied.

²³ Or *@precision* attribute which is however prohibited by the EIOPA XBRL Filing Rules published on <https://eiopa.europa.eu/regulation-supervision/insurance/reporting-format>.

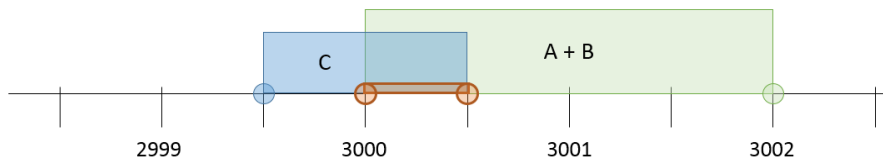


Figure 2. Overlap of intervals

If *C* was reported as 2999, the resulting interval (with precision in units) would be (2998.5;2999.5). With no overlap (see Figure 3) the assertion would not be satisfied and an error would be raised.

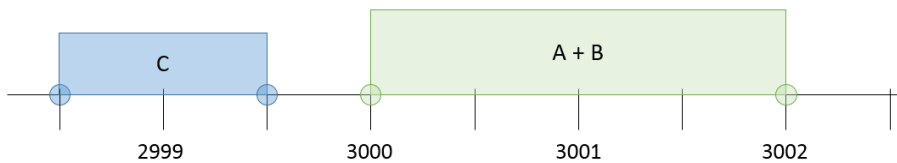


Figure 3. No overlap of intervals

Implementation of interval arithmetic defines the following functions:

- *iaf:sum*,
- *iaf:numeric-equal*,
- *iaf:numeric-less-than*, *iaf:numeric-less-equal-than*,
- *iaf:numeric-greater-than*, *iaf:numeric-greater-equal-than*,
- *iaf:numeric-add*,
- *iaf:numeric-subtract*,
- *iaf:numeric-divide*,
- *iaf:numeric-multiply*,
- *iaf:abs*, *iaf:min*, *iaf:max*,

where for example:

- *iaf:numeric-equal*(*arg1*, *arg2*): returns *true* if two values are equal or are within the tolerance interval derived from its reported precision,
- *iaf:numeric-less-than*(*arg1*, *arg2*): checks whether *arg1* is less than *arg2*, considering their precision.

In more complex expressions functions are nested following the order of their executions. For example $a = ((b - c) / (d * e)) + b$ would be defined as *iaf:numeric-equal*(\$a,*iaf:sum*((*iaf:numeric-divide*(*iaf:numeric-subtract*(\$b,\$c),*iaf:numeric-multiply*(\$d,\$e))),\$b)).

VIII Comments and processing instructions

Top lines of each taxonomy file contain processing instructions and comments:

- First line contains declaration of XML version and encoding which is always 1.0 and utf-8 respectively.
- Second line is a comment with copyright information and descriptive information on the taxonomy.
- Third line is a processing instruction with official URI of a file.
- Fourth line is a processing instruction identifying taxonomy version.
- Fifth line is a processing instruction with taxonomy release date.

An example of the first five lines of code in every taxonomy file is presented below:

```
<?xml version="1.0" encoding="utf-8"?>
<!--(C) EIOPA - XBRL Solvency 2 Taxonomy-->
<?officialURI http://eiopa.europa.eu/eu/xbrl/s2md/fws/solvency/solvency2/2015-09-
    15/tab/s.01.01.01.01/s.01.01.01.01.xsd?>
<?taxonomy-version 2.0.1?>
<?taxonomy-date 2015-10-15?>
```

IX Mapping between MD and HD properties

According to the underlying DPM and the approach taken to simplify description of information requirements, reporting in XBRL is made based on the MD version of the model where metrics include also some dimensional properties defined in the HD version.

In order to provide a structured reconciliation between the MD and HD metrics the taxonomy is associated with an XML file *MDMetricDetails.xml* that decomposes an MD metric into an HD metric and the remaining HD dimensions²⁴.

Each MD metric is defined as a *metric* element with *@label* attribute whose value is a standard label of an MD metric and *@name* attribute reflecting its QName (according to the canonical namespace prefixes declared on the root *metrics* element). The content of *metric* element is an *HDMetric* element and a set of *dimension* elements with

²⁴ Note that *MDMetricDetails.xml* includes only these MD metrics that are used in the framework (i.e. are applied in any of the tables of the published taxonomy).

domainMember subelements. All these elements contain @label and @name attributes that correspond to a metric/dimension/member standard label and QName respectively as exemplified below:

```
<metric label="Metric: Monetary|BC/Assets|AS/Corporate Bonds|IO/Investment" name="s2md_met:mi211">
  <HDMetric label="Monetary" name="s2hd_met:mi1"/>
  <dimension label="Basic concepts" name="s2c_dim:BC">
    <domainMember label="Assets" name="s2c_BC:x3"/>
  </dimension>
  <dimension label="Type of assets" name="s2c_dim:AS">
    <domainMember label="Corporate Bonds" name="s2c_MC:x176"/>
  </dimension>
  <dimension label="Investment or own use" name="s2c_dim:IO">
    <domainMember label="Investment" name="s2c_PU:x7"/>
  </dimension>
</metric>
```

X First and second level reporting (sub-setting)

In general EIOPA XBRL taxonomy defines information requirements of Solvency II applicable for second level reporting (from NCAs to EIOPA). It may be however used also for first level reporting (from the undertakings to the NCAs).

The term sub-setting describes processing of an XBRL instance document in order to remove facts included in level 1 reports that are irrelevant for level 2 reporting.

For example in the Preparatory phase EIOPA does not require data related to Ring Fenced Funds [RFF], but the NCAs are required to collect this information from their undertakings. Consequently, XBRL instance documents submitted by undertakings include facts that are not required by EIOPA. These can be removed by sub-setting.

Sub-setting rules are written in XBRL Formula syntax. This granular approach enables sub-setting to be achieved at the fact level. It is possible, therefore, to reduce an XBRL instance by removing specific facts.

The detailed approach for sub-setting will be further described in this document once the scope of subsets is defined in the Solvency II information requirements. As in case of Preparatory filing, it may happen that for Solvency II level 2 reporting a different set of modules will be provided (for example excluding some template or tables that as a whole are not required to be sent to EIOPA) and a set of XBRL Formula linkbase files to convert the reports.

Annex. EIOPA Solvency II XBRL Taxonomy: Owners, Folders, Files, Namespaces and Prefixes

